



Laboratory Pedestal Unit

Kinetic laboratory pedestal units stand on adjustable feet allowing the unit to be positioned and levelled to support the laboratory worktop. The laboratory furniture range is available in a bespoke choice of sizes, colours and can accommodate Grattell trays.



Double 2 door unit



Double 2 door 1 drawer unit



Double 2 door 2 drawer unit



Double 4 drawer unit



Single 1 door unit



Single 1 door 1 drawer unit



Single 4 drawer unit



Triple tray unit with doors



Triple open tray unit



Double tray unit with doors



Double open tray unit



Single tray unit with door



Single open tray unit



Double sink unit



Single sink unit



Triple peninsular bench sink unit



Triple wall bench sink unit

Associated Products



Pedestal units with
Trespa Toplab base
worktop



Pedestal units with
Trespa Toplab base
worktop

Dimensions


Overall Height	600 - 1000mm
Length	400 - 1200mm
Carcass Depth	400 - 600mm

Hardware






Hinges	165° opening hinge 270° exposed axle hinge (Tray)
Feet	Height adjustable plinth feet
Drawer Sides	White epoxy coated metal drawer sides
Trays	Gratnell trays in optional depth and colour

Colour Range

Laboratory Carcass - Melamine Faced MDF (MFMDf)

	White K101PE		Grey U112PE
--	------------------------	---	-----------------------

Laboratory Fronts - Laminate Faced MDF (LFMDf)

	Aluminium D1309WF		Stone Oak D2217PR		Natural Maple D375PR		Beech D381PR		White K101PE		Grey U112PE
	Blue U125PE		Yellow U131PE		Orange U136PE		Coral Red U148PE		Anthracite U164PE		Black U190PE
	Lime U2504PE		Caribbean Blue U2510PE		Magnolia U520PE						

Gratnell Trays

	Charcoal Grey		Light Grey		Black		Yellow		Red		Blue
	Green		Maroon								

Colours on this page may not be a true representation.
For accurate colour samples, please contact us.