



## Laboratory Tall Storage Unit

Kinetic laboratory tall storage units are a self-supporting laboratory unit on a fixed plinth with encase adjustable feet for levelling. The laboratory furniture range is available in a bespoke choice of sizes and colours.



Double 2 door tall storage unit



Double open tall storage unit



Double 2 door 4 drawer tall storage unit



Double 4 drawer open tall storage unit



Single 1 door tall storage unit



Single open tall storage unit



Single 4 drawer open tall storage unit

## Dimensions


Overall Height	1500 - 1750mm
Length	400 - 1000mm
Carcass Depth	400 - 600mm

## Hardware













Hinges	165° opening hinge
Feet	Encased height adjustable feet
Drawer Sides	White epoxy coated metal drawer sides

## Colour Range

### Laboratory Carcass - Melamine Faced MDF (MFMDF)

 <b>White</b> K101PE	 <b>Grey</b> U112PE
---	---

### Laboratory Fronts - Laminate Faced MDF (LFMDF)

 <b>Aluminium</b> D1309WF	 <b>Stone Oak</b> D2217PR	 <b>Natural Maple</b> D375PR	 <b>Beech</b> D381PR	 <b>White</b> K101PE	 <b>Grey</b> U112PE
 <b>Blue</b> U125PE	 <b>Yellow</b> U131PE	 <b>Orange</b> U136PE	 <b>Coral Red</b> U148PE	 <b>Anthracite</b> U164PE	 <b>Black</b> U190PE
 <b>Lime</b> U2504PE	 <b>Caribbean Blue</b> U2510PE	 <b>Magnolia</b> U520PE			

Colours on this page may not be a true representation.  
For accurate colour samples, please contact us.